


































































| | | | |
|---|-----------|-------------------------|-----------------------|
| Biuro Projektowe Konstruktor - Piotr Zak | | | |
| ul. Mazowiecka 65, 35-324 Rzeszów, tel. 693-135-165 | | | |
| Lista ilościowa | | data: 11.10.2016 | Strona 1 (z) 4 |
| | | Lista TB | |
| Projekt | budynek_1 | Etap budowy | 1 |
| Inwestor | - | Ciężar etapu | 50015.9 |
| Objekt | - | Zmiany | |
| Adres | - | Termin dostawy | - |
| Opis | Stal | Czyszczenie | |
| Grupa | - | Cynkowanie | |
| Dział | | Farba podkład. | - |
| Opracował | - | Farba nawierzchn. | - |

| Poz. | Sztuk | Profil | Gatunek | Dług. mm | Ciężar kg | Waga cał. kg | P. mal. m _c | Uwagi - opis |
|---|-------|-------------|---------|-------------|--------------|-----------------|---------------------------|-----------------|
|  1019 | 4 | 1/2HEB500 | S355J0 | 9768 | 913.3 | 3653.0 | 42.0 | Slup |
|  1018 | 4 | 1/2HEB500 | S355J0 | 9775 | 914.0 | 3655.9 | 42.0 | Slup |
|  1017 | 2 | 1/2HEB500 | S355J0 | 9945 | 929.9 | 1859.7 | 21.4 | Slup |
|  1016 | 2 | 1/2HEB500 | S355J0 | 9945 | 929.9 | 1859.7 | 21.4 | Slup |
|  1091 | 128 | BL4*39 | S355J0 | 90 | 0.1 | 14.1 | 1.0 | Blacha dekiel |
|  1088 | 352 | BL8*57 | S355J0 | 98 | 0.4 | 123.6 | 4.6 | Zebro |
|  1087 | 20 | BL10*60 | S355J0 | 130 | 0.6 | 12.2 | 0.4 | Blacha |
|  1085 | 30 | BL10*87 | S355J0 | 170 | 1.2 | 34.7 | 1.0 | Zebro |
|  1084 | 150 | BL10*96 | S355J0 | 170 | 1.3 | 192.2 | 5.4 | Zebro |
|  1065 | 30 | BL10*170 | S355J0 | 200 | 2.7 | 80.1 | 2.2 | Blacha |
|  1079 | 9 | BL11.06*120 | S355J0 | 180 | 1.9 | 16.9 | 0.4 | Blacha futra |
|  1086 | 64 | BL12*80 | S355J0 | 210 | 1.6 | 101.3 | 2.5 | Blacha |
|  1082 | 64 | BL12*100 | S355J0 | 184 | 1.7 | 110.9 | 2.6 | Blacha |
|  1077 | 108 | BL12*126 | S355J0 | 225 | 2.7 | 288.5 | 6.7 | Zebro |
|  1074 | 4 | BL12*142 | S355J0 | 200 | 2.7 | 10.7 | 0.2 | Blacha |
|  1072 | 2 | BL12*143 | S355J0 | 200 | 2.7 | 5.4 | 0.1 | Blacha |
|  1071 | 2 | BL12*143 | S355J0 | 200 | 2.7 | 5.4 | 0.1 | Blacha |
|  1073 | 8 | BL12*143 | S355J0 | 200 | 2.7 | 21.5 | 0.5 | Blacha |
|  1070 | 16 | BL12*143 | S355J0 | 200 | 2.7 | 43.0 | 1.0 | Blacha |
|  1064 | 8 | BL12*174 | S355J0 | 245 | 4.0 | 32.1 | 0.7 | Blacha |
|  1063 | 24 | BL12*174 | S355J0 | 247 | 4.0 | 97.2 | 2.2 | Blacha |
|  1062 | 16 | BL12*174 | S355J0 | 350 | 5.7 | 91.7 | 2.1 | Blacha |
|  1061 | 8 | BL12*174 | S355J0 | 440 | 7.2 | 57.7 | 1.3 | Blacha |
|  1057 | 4 | BL12*200 | S355J0 | 213 | 4.0 | 16.0 | 0.4 | Blacha |
|  1056 | 2 | BL12*200 | S355J0 | 215 | 4.1 | 8.1 | 0.2 | Blacha |
|  1055 | 2 | BL12*200 | S355J0 | 216 | 4.1 | 8.2 | 0.2 | Blacha |
|  1080 | 18 | BL13.32*120 | S355J0 | 180 | 2.3 | 40.7 | 0.9 | Blacha futra |
|  1069 | 10 | BL16*150 | S355J0 | 340 | 6.4 | 64.1 | 1.1 | Blacha |
|  1067 | 5 | BL16*150 | S355J0 | 480 | 9.0 | 45.2 | 0.8 | Blacha |
|  1083 | 24 | BL20*100 | S355J0 | 100 | 1.6 | 37.7 | 0.6 | Blacha nakładka |




































| | | | |
|-----------------------|----------------|--------------|--|
| Suma pośrednia | 12587.3 | 165.9 | |
|-----------------------|----------------|--------------|--|

| | | | |
|---|-----------|-------------------------|-----------------------|
| Biuro Projektowe Konstruktor - Piotr Zak | | | |
| ul. Mazowiecka 65, 35-324 Rzeszów, tel. 693-135-165 | | | |
| Lista ilościowa | | data: 11.10.2016 | Strona 2 (z) 4 |
| | | Lista TB | |
| Projekt | budynek_1 | Etap budowy | 1 |
| Inwestor | - | Ciężar etapu | 50015.9 |

| Poz. | Sztuk | Profil | Gatunek | Dług. mm | Ciężar kg | Waga cał. kg | P. mal. m _e | Uwagi - opis |
|---|-------|----------|---------|-------------|--------------|-----------------|---------------------------|--------------|
| Z przeniesienia | | | | | | 12587.3 | 165.9 | |
|  1078 | 2 | BL20*126 | S355J0 | 225 | 4.5 | 8.9 | 0.1 | Zebro |
|  1075 | 12 | BL20*140 | S355J0 | 240 | 5.3 | 63.3 | 0.9 | Blacha |
|  1068 | 20 | BL20*150 | S355J0 | 340 | 8.0 | 160.1 | 2.3 | Blacha |
|  1066 | 10 | BL20*150 | S355J0 | 480 | 11.3 | 113.0 | 1.6 | Blacha |
|  1058 | 6 | BL20*190 | S355J0 | 225 | 6.7 | 40.3 | 0.6 | Zebro |
|  1054 | 120 | BL20*215 | S355J0 | 222 | 7.5 | 898.2 | 12.5 | Blacha |
|  1053 | 6 | BL20*225 | S355J0 | 226 | 8.0 | 48.0 | 0.7 | Zebro |
|  1081 | 2 | BL25*100 | S355J0 | 240 | 4.7 | 9.4 | 0.1 | Blacha |
|  1076 | 20 | BL25*140 | S355J0 | 200 | 5.5 | 109.9 | 1.3 | Blacha |
|  1060 | 2 | BL25*190 | S355J0 | 200 | 7.5 | 14.9 | 0.2 | Blacha |
|  1059 | 2 | BL25*190 | S355J0 | 240 | 8.9 | 17.9 | 0.2 | Blacha |
|  1051 | 8 | BL25*250 | S355J0 | 260 | 12.8 | 102.0 | 1.1 | Blacha |
|  1090 | 4 | BL30*50 | S355J0 | 60 | 0.7 | 2.8 | 0.0 | Klocek |
|  1089 | 2 | BL30*50 | S355J0 | 100 | 1.2 | 2.4 | 0.0 | Klocek |
|  1050 | 8 | BL30*260 | S355J0 | 280 | 17.1 | 137.2 | 1.3 | Blacha |
|  1052 | 8 | BL35*240 | S355J0 | 300 | 19.8 | 158.3 | 1.3 | Blacha |
|  1048 | 2 | BL35*500 | S355J0 | 515 | 70.7 | 141.4 | 1.1 | Blacha |
|  1001 | 4 | BL35*500 | S355J0 | 515 | 70.7 | 282.7 | 2.2 | Blacha |
|  1049 | 6 | BL40*500 | S355J0 | 515 | 80.8 | 484.7 | 3.3 | Blacha |
|  1015 | 4 | HEA120 | S355J0 | 255 | 5.1 | 20.3 | 0.7 | Slupek |
|  1014 | 4 | HEA120 | S355J0 | 297 | 5.9 | 23.7 | 0.8 | Slupek |
|  1013 | 4 | HEA120 | S355J0 | 340 | 6.8 | 27.0 | 0.9 | Slupek |
|  1012 | 4 | HEA120 | S355J0 | 5450 | 108.5 | 433.8 | 14.5 | Pas |
|  1011 | 10 | HEA120 | S355J0 | 9440 | 187.9 | 1878.6 | 63.0 | Pas |
|  18 | 1 | HEA120 | S355J0 | 10995 | 218.8 | 218.8 | 7.3 | Płatew_b |
|  19 | 1 | HEA120 | S355J0 | 10995 | 218.8 | 218.8 | 7.3 | Płatew_b |
|  1010 | 14 | HEA120 | S355J0 | 10995 | 218.8 | 3063.1 | 102.7 | Pas |
|  20 | 1 | HEA120 | S355J0 | 10995 | 218.8 | 218.8 | 7.3 | Płatew_b |
|  21 | 1 | HEA120 | S355J0 | 10995 | 218.8 | 218.8 | 7.3 | Płatew_b |
|  1009 | 1 | HEA200 | S355J0 | 22236 | 940.6 | 940.6 | 25.3 | Pas |
|  1008 | 2 | HEA200 | S355J0 | 22383 | 946.8 | 1893.6 | 51.0 | Pas |
|  1006 | 2 | HEA200 | S355J0 | 25850 | 1093.5 | 2186.9 | 58.9 | Pas |
|  1007 | 1 | HEA200 | S355J0 | 25850 | 1093.5 | 1093.5 | 29.5 | Pas |
|  1005 | 2 | HEA260 | S355J0 | 9140 | 623.3 | 1246.7 | 27.1 | Pas |
|  1004 | 2 | HEA260 | S355J0 | 9150 | 624.0 | 1248.1 | 27.1 | Pas |







| | | | | | | | | |
|-----------------------|--|--|--|--|--|----------------|--------------|--|
| Suma pośrednia | | | | | | 30313.5 | 627.7 | |
|-----------------------|--|--|--|--|--|----------------|--------------|--|

| | | | |
|---|--|-------------------------|-----------------------|
| Biuro Projektowe Konstruktor - Piotr Zak | | | |
| ul. Mazowiecka 65, 35-324 Rzeszów, tel. 693-135-165 | | | |
| Lista ilościowa | | data: 11.10.2016 | Strona 3 (z) 4 |
| Projekt | | budynek_1 | Etap budowy |
| Inwestor | | - | Ciężar etapu |
| | | | 1 |
| | | | 50015.9 |

| Poz. | Sztuk | Profil | Gatunek | Dług. mm | Ciężar kg | Waga cał. kg | P. mal. m _e | Uwagi - opis |
|---|-------|----------|---------|-------------|--------------|-----------------|---------------------------|--------------|
| Z przeniesienia | | | | | | 30313.5 | 627.7 | |
|  1003 | 2 | HEA260 | S355J0 | 14220 | 969.8 | 1939.6 | 42.1 | Pas |
|  1002 | 2 | HEA260 | S355J0 | 14230 | 970.5 | 1941.0 | 42.1 | Pas |
|  17 | 2 | HEB500 | S355J0 | 9768 | 1826.5 | 3653.0 | 41.4 | Slup |
|  16 | 1 | HEB500 | S355J0 | 9775 | 1827.9 | 1827.9 | 20.7 | Slup |
|  15 | 1 | HEB500 | S355J0 | 9775 | 1827.9 | 1827.9 | 20.7 | Slup |
|  14 | 2 | HEB500 | S355J0 | 9945 | 1859.7 | 3719.4 | 42.2 | Slup |
|  1046 | 6 | MSH50*4 | S355J0 | 1750 | 9.9 | 59.5 | 2.0 | Slupek |
|  1045 | 10 | MSH50*4 | S355J0 | 1810 | 10.3 | 102.6 | 3.5 | Slupek |
|  1044 | 5 | MSH50*4 | S355J0 | 1980 | 11.2 | 56.1 | 1.9 | Slupek |
|  1043 | 14 | MSH50*4 | S355J0 | 2131 | 12.1 | 169.1 | 5.8 | Slupek |
|  1042 | 14 | MSH50*4 | S355J0 | 2173 | 12.3 | 172.5 | 5.9 | Slupek |
|  1041 | 14 | MSH50*4 | S355J0 | 2215 | 12.6 | 175.8 | 6.0 | Slupek |
|  1040 | 12 | MSH50*4 | S355J0 | 2544 | 14.4 | 173.1 | 5.9 | Krzyzulec |
|  1039 | 2 | MSH50*4 | S355J0 | 2675 | 15.2 | 30.3 | 1.0 | Krzyzulec |
|  1038 | 14 | MSH50*4 | S355J0 | 3011 | 17.1 | 239.0 | 8.1 | Krzyzulec |
|  1037 | 14 | MSH50*4 | S355J0 | 3129 | 17.7 | 248.4 | 8.5 | Krzyzulec |
|  1036 | 14 | MSH50*4 | S355J0 | 3198 | 18.1 | 253.8 | 8.7 | Krzyzulec |
|  1035 | 14 | MSH50*4 | S355J0 | 3199 | 18.1 | 253.9 | 8.7 | Krzyzulec |
|  1034 | 4 | MSH60*4 | S355J0 | 2684 | 18.6 | 74.4 | 2.5 | Krzyzulec |
|  27 | 2 | MSH80*4 | S355J0 | 955 | 9.0 | 18.0 | 0.6 | Teznik |
|  26 | 2 | MSH80*4 | S355J0 | 1012 | 9.6 | 19.1 | 0.6 | Teznik |
|  25 | 2 | MSH80*4 | S355J0 | 1203 | 11.4 | 22.7 | 0.8 | Teznik |
|  24 | 2 | MSH80*4 | S355J0 | 1262 | 11.9 | 23.8 | 0.8 | Teznik |
|  1033 | 10 | MSH80*4 | S355J0 | 1750 | 16.5 | 165.2 | 5.5 | Slupek |
|  1032 | 4 | MSH80*4 | S355J0 | 2352 | 22.2 | 88.8 | 2.9 | Krzyzulec |
|  1031 | 4 | MSH80*4 | S355J0 | 2847 | 26.9 | 107.5 | 3.6 | Krzyzulec |
|  23 | 4 | MSH80*4 | S355J0 | 3418 | 32.3 | 129.0 | 4.3 | Teznik |
|  22 | 20 | MSH80*4 | S355J0 | 3482 | 32.9 | 657.2 | 21.8 | Teznik |
|  1030 | 4 | MSH90*5 | S355J0 | 2569 | 33.8 | 135.4 | 3.6 | Krzyzulec |
|  1029 | 2 | MSH100*4 | S355J0 | 2505 | 29.9 | 59.9 | 2.0 | Krzyzulec |
|  1028 | 4 | MSH100*4 | S355J0 | 2578 | 30.8 | 123.2 | 4.1 | Krzyzulec |
|  1027 | 2 | MSH100*4 | S355J0 | 2700 | 32.3 | 64.5 | 2.1 | Krzyzulec |
|  1026 | 4 | MSH100*4 | S355J0 | 2872 | 34.3 | 137.3 | 4.5 | Krzyzulec |
|  1025 | 2 | MSH120*4 | S355J0 | 2639 | 37.9 | 75.9 | 2.5 | Krzyzulec |
|  1024 | 4 | MSH120*4 | S355J0 | 2646 | 38.0 | 152.2 | 5.0 | Krzyzulec |

| | | | | | | | | |
|----------------|--|--|--|--|--|---------|-------|--|
| Suma pośrednia | | | | | | 49210.8 | 969.9 | |
|----------------|--|--|--|--|--|---------|-------|--|

| | | | |
|---|-----------|-------------------------|-----------------------|
| Biuro Projektowe Konstruktor - Piotr Zak | | | |
| ul. Mazowiecka 65, 35-324 Rzeszów, tel. 693-135-165 | | | |
| Lista ilościowa | | data: 11.10.2016 | Strona 4 (z) 4 |
| | | Lista TB | |
| Projekt | budynek_1 | Etap budowy | 1 |
| Inwestor | - | Ciężar etapu | 50015.9 |

| Poz. | Sztuk | Profil | Gatunek | Dług. mm | Ciężar kg | Waga cał. kg | P. mal. m _e | Uwagi - opis |
|---|-------|----------|---------|-------------|--------------|-----------------|---------------------------|--------------|
| Z przeniesienia | | | | | | 49210.8 | 969.9 | |
|  1022 | 2 | MSH120*4 | S355J0 | 2719 | 39.1 | 78.2 | 2.6 | Krzyzulec |
|  1021 | 2 | MSH120*4 | S355J0 | 2896 | 41.6 | 83.3 | 2.7 | Krzyzulec |
|  1020 | 2 | MSH120*4 | S355J0 | 2981 | 42.9 | 85.7 | 2.8 | Krzyzulec |
|  1023 | 2 | MSH120*6 | S355J0 | 2698 | 56.8 | 113.5 | 2.5 | Krzyzulec |
|  1047 | 32 | PRET20 | S355J0 | 1000 | 2.5 | 78.9 | 2.0 | Stezenie |
|  28 | 32 | PRET20 | S355J0 | 4632 | 11.4 | 365.5 | 9.3 | Stezenie |
| Suma pośrednia | | | | | | 50015.9 | 991.9 | |
| Suma całkowita | | | | | | 50015.9 | 991.9 | |

Uwaga:

- stężenie poz. 28, 1047 należy wykonać z pręta większego tak aby pręt nagwintować na M20